



## SUPPORT CLASS RESULTS

### AUSTRALIAN SUPERSPORT CHAMPIONSHIP

### Race 3

Date: 25/02/18  
 Event: R15  
 Weather: Mostly sunny - Temp: 19.2C  
 Track: Dry - Temp: 33.5C

Started at: 17:19:21  
 Laps: 10  
 Starters: 19  
 Printed at: 17:41

### PROVISIONAL CLASSIFICATION


Pos	No	Gr	Name	Machine	Laps	Race Time	Behind	Fastest Lap	On Lap	Top Speed
1	7	C	Tom TOPARIS (QLD) / Cube Racing	Kawasaki ZX6R	10	16:23.835		1:37.315	2	249
2	23	A	Cru HALLIDAY (NSW) / Yamaha Racing Team	Yamaha YZF-R6	10	16:28.502	4.667	1:37.183	3	258
3	27	B	Nic LIMINTON (SA)	Yamaha YZF-R6	10	16:32.538	8.703	1:38.050	10	253
4	22	A	Zackary JOHNSON (VIC) / Bill Lambert MBW / NZI Helmets / Rebuilder / RTR	Yamaha YZF-R6	10	16:33.481	9.646	1:37.595	6	253
5	12	B	Broc PEARSON (QLD)	Yamaha YZF-R6	10	16:33.653	9.818	1:37.633	10	255
6	20	?	Damon REES (NZ) / Carl Cox M-sports / Tony Rees M-cycles / Honda	Honda CBR RR	10	16:33.909	10.074	1:38.126	10	247
7	47	A	Giuseppe SCARCELLA (NSW) / BCPerformance Junior Team	Kawasaki ZX6R	10	16:40.140	16.305	1:38.635	4	252
8	61	C	Rhys BELLING (VIC) / LXI Racing	Yamaha YZF-R6	10	16:46.040	22.205	1:39.013	3	254
9	46	B	Aidan HAYES (QLD) / Cube Racing	Kawasaki ZX6R	10	16:47.828	23.993	1:39.636	3	258
10	52	A	Ryan TAYLOR (VIC) / Arden Homes / RTR / YRD	Yamaha YZF-R6	10	16:48.668	24.833	1:39.245	6	257
11	86	C	Dallas SKEER (SA) / Penrite Oils / Ron Angel Classic Racing	Suzuki GSX-R	10	17:03.755	39.920	1:41.057	2	254
12	14	C	Matt BARTON (VIC) / Blue Marlin Pools East / Dolphin Fencing	Yamaha YZF-R6	10	17:04.311	40.476	1:40.601	3	258
13	96	A	Luke MITCHELL (NSW)	Yamaha YZF-R6	10	17:17.509	53.674	1:42.233	4	248
14	42	C	Jack PASSFIELD (NSW)	Yamaha YZF-R6	10	17:19.117	55.282	1:41.662	2	251
15	84	A	Thomas BRYDEN (NSW) / DID Chains / JT Sprokets / Ipone / YRD	Yamaha YZF-R6	10	17:26.383	1:02.548	1:42.085	2	244
16	39	C	Scott NICHOLSON (VIC) / NextGen Motorsports	Suzuki GSX-R	10	17:50.985	1:27.150	1:40.007	4	247
17	371	C	Scott CHAPMAN (NSW) / Zenith Motorcycle Tours / Zenith Removals	Kawasaki ZX6R	9	17:26.646	1 Lap	1:54.648	4	225
DNF	49	A	Brendan CLARKE (QLD) / Champions Ride Days Race Team	Kawasaki ZX6R	4	6:47.018	6 Laps	1:39.918	3	250
DNF	25	C	Steve HASLAM (NSW) / Melling Mechanical	Yamaha YZF-R6	4	7:21.219	6 Laps	1:45.948	2	229

Fastest Lap was 1:37.183 by Cru HALLIDAY (NSW)

Current race lap record for SS class - 1:35.200 by Bryan STARING (VIC) on a Yamaha YZF R6 set on 17/10/09

The results are provisional until the end of the time limit for protests and appeals.

  
 Chief Time Keeper - Scott Laing

  
 Clerk of Course - Tom Williams



Computime Race Timing Systems Pty Ltd © 1996  
 Licensed to Computime Race Timing Systems

**COMPUTIME RACE TIMING SYSTEMS PTY LTD**  
**www.computime.com.au**

9 Timber Lane, Glen Waverley Vic 3150. Ph: 0418 17 13 17

E-mail: scott@computime.com.au





## **SUPPORT CLASS RESULTS**

### **AUSTRALIAN SUPERSPORT CHAMPIONSHIP**

#### **Race 3**

Date: 25/02/18  
 Event: R15  
 Weather: Mostly sunny - Temp: 19.2C  
 Track: Dry - Temp: 33.5C

Started at: 17:19:21  
 Laps: 10  
 Starters: 19  
 Printed at: 17:41

#### **PROVISIONAL LAP TIMES**

No	Name	Lap 1	Lap 2	Lap 3	Lap 4	Lap 5	Lap 6	Lap 7	Lap 8	Lap 9	Lap 10
7	Tom TOPARIS (QLD)	1:42.435	<u>1:37.315</u>	1:37.788	1:37.645	1:37.730	1:38.248	1:38.579	1:38.187	1:37.864	1:38.044
12	Broc PEARSON (QLD)	1:45.512	1:38.981	1:39.038	1:38.297	1:39.067	1:39.335	1:38.814	1:38.474	1:38.502	<u>1:37.633</u>
14	Matt BARTON (VIC)	1:48.674	1:40.899	<u>1:40.601</u>	1:40.685	1:41.585	1:41.909	1:42.043	1:42.999	1:42.778	1:42.138
20	Damon REES (NZ)	1:46.109	1:38.477	1:38.754	1:39.426	1:38.588	1:38.915	1:38.362	1:38.494	1:38.658	<u>1:38.126</u>
22	Zackary JOHNSON (VIC)	1:48.009	1:40.154	1:38.515	1:38.019	1:38.081	<u>1:37.595</u>	1:37.723	1:38.427	1:38.659	1:38.299
23	Cru HALLIDAY (NSW)	1:48.094	1:38.185	<u>1:37.183</u>	1:37.770	1:38.464	1:37.593	1:37.802	1:37.407	1:37.373	1:38.631
25	Steve HASLAM (NSW)	1:53.104	<u>1:45.948</u>	1:54.975	1:47.192						
27	Nic LIMINTON (SA)	1:46.551	1:39.006	1:38.555	1:38.628	1:38.382	1:38.681	1:38.118	1:38.099	1:38.468	<u>1:38.050</u>
39	Scott NICHOLSON (VIC)	1:48.020	1:40.324	1:40.201	<u>1:40.007</u>	1:40.366	1:40.858	1:41.987	2:18.036	1:53.225	1:47.961
42	Jack PASSFIELD (NSW)	1:49.563	<u>1:41.662</u>	1:42.106	1:51.341	1:42.838	1:42.298	1:42.637	1:42.888	1:41.804	1:41.980
46	Aidan HAYES (QLD)	1:46.966	1:40.150	<u>1:39.636</u>	1:40.365	1:40.230	1:39.839	1:40.145	1:40.524	1:39.934	1:40.039
47	Giuseppe SCARCELLA (NSW)	1:46.883	1:39.405	1:38.899	<u>1:38.635</u>	1:39.000	1:38.715	1:38.775	1:39.727	1:39.536	1:40.565
49	Brendan CLARKE (QLD)	1:46.434	1:40.562	<u>1:39.918</u>	1:40.104						
52	Ryan TAYLOR (VIC)	1:48.735	1:40.266	1:39.692	1:39.801	1:40.087	<u>1:39.245</u>	1:39.591	1:40.412	1:40.834	1:40.005
61	Rhys BELLING (VIC)	1:47.974	1:40.277	<u>1:39.013</u>	1:39.071	1:39.626	1:39.846	1:40.211	1:40.079	1:39.944	1:39.999
84	Thomas BRYDEN (NSW)	1:51.175	<u>1:42.085</u>	1:42.427	1:42.858	1:43.355	1:43.647	1:43.891	1:45.943	1:44.818	1:46.184
86	Dallas SKEER (SA)	1:47.832	<u>1:41.057</u>	1:41.256	1:41.367	1:41.873	1:41.628	1:41.775	1:42.370	1:42.521	1:42.076
96	Luke MITCHELL (NSW)	1:52.004	1:42.625	1:42.249	<u>1:42.233</u>	1:42.823	1:42.318	1:42.756	1:43.589	1:43.397	1:43.515
371	Scott CHAPMAN (NSW)	2:01.412	1:55.084	1:56.105	<u>1:54.648</u>	1:55.763	1:55.450	1:56.405	1:55.170	1:56.609	

The results are provisional until the end of the time limit for protests and appeals.

  
 Chief Time Keeper - Scott Laing

  
 Clerk of Course - Tom Williams



Computime Race Timing Systems Pty Ltd © 1996  
 Licensed to Computime Race Timing Systems  
**COMPUTIME RACE TIMING SYSTEMS PTY LTD**  
**www.computime.com.au**

9 Timber Lane, Glen Waverley Vic 3150. Ph: 0418 17 13 17

E-mail: scott@computime.com.au





# SUPPORT CLASS RESULTS

## AUSTRALIAN SUPERSPORT CHAMPIONSHIP

### Race 3

Date: 25/02/18  
 Event: R15  
 Weather: Mostly sunny - Temp: 19.2C  
 Track: Dry - Temp: 33.5C

Started at: 17:19:21  
 Laps: 10  
 Starters: 19  
 Printed at: 17:41

### PROVISIONAL SPLIT TIMES

Lap	Split 1	Split 2	Split 3	Split 4	Lap Time	Spd	Lap	Split 1	Split 2	Split 3	Split 4	Lap Time	Spd
<b>7 Tom TOPARIS (QLD) (1st)</b>							<b>20 Damon REES (NZ) (6th)</b>						
1	29.494	<u>27.922</u>	<u>17.995</u>	<u>27.024</u>	1:42.435	194	1	30.397	29.113	18.950	27.649	1:46.109	191
2	<u>23.188</u>	27.985	18.653	27.489	<u>1:37.315</u>	249	2	23.829	28.504	18.634	27.510	1:38.477	241
3	23.543	28.343	18.358	27.544	1:37.788	245	3	23.928	28.615	18.578	27.633	1:38.754	243
4	23.587	28.285	18.400	27.373	1:37.645	249	4	23.923	29.042	18.725	27.736	1:39.426	238
5	23.639	28.317	18.476	27.298	1:37.730	248	5	23.740	28.764	18.622	27.462	1:38.588	238
6	23.854	28.306	18.426	27.662	1:38.248	249	6	23.680	29.246	<u>18.490</u>	27.499	1:38.915	247
7	23.641	28.713	18.570	27.655	1:38.579	247	7	<u>23.554</u>	28.625	18.652	27.531	1:38.362	246
8	23.659	28.337	18.569	27.622	1:38.187	247	8	23.705	28.664	18.697	27.428	1:38.494	241
9	23.617	28.321	18.430	27.496	1:37.864	247	9	23.726	28.676	18.647	27.609	1:38.658	239
10	23.634	28.288	18.520	27.602	1:38.044	245	10	23.799	<u>28.485</u>	18.631	<u>27.211</u>	<u>1:38.126</u>	241
<b>12 Broc PEARSON (QLD) (5th)</b>							<b>22 Zackary JOHNSON (VIC) (4th)</b>						
1	29.875	29.045	18.666	27.926	1:45.512	188	1	31.262	29.536	18.973	28.238	1:48.009	206
2	23.855	28.669	18.700	27.757	1:38.981	242	2	23.864	28.969	18.789	28.532	1:40.154	249
3	23.875	28.612	18.603	27.948	1:39.038	243	3	23.490	28.836	18.536	27.653	1:38.515	248
4	23.604	28.501	18.486	27.706	1:38.297	250	4	23.574	28.510	18.529	27.406	1:38.019	251
5	23.775	28.797	18.597	27.898	1:39.067	244	5	23.413	28.616	18.546	27.506	1:38.081	249
6	23.903	29.225	18.474	27.733	1:39.335	245	6	23.488	<u>28.423</u>	<u>18.453</u>	<u>27.231</u>	<u>1:37.595</u>	250
7	23.826	28.722	18.485	27.781	1:38.814	248	7	<u>23.253</u>	28.546	18.512	27.412	1:37.723	253
8	23.573	28.791	18.491	27.619	1:38.474	249	8	23.675	28.535	18.530	27.687	1:38.427	249
9	23.596	28.752	18.562	27.592	1:38.502	251	9	23.489	28.733	18.464	27.973	1:38.659	247
10	<u>23.367</u>	<u>28.363</u>	<u>18.455</u>	<u>27.448</u>	<u>1:37.633</u>	255	10	23.437	28.730	18.553	27.579	1:38.299	246
<b>14 Matt BARTON (VIC) (12th)</b>							<b>23 Cru HALLIDAY (NSW) (2nd)</b>						
1	31.487	30.341	19.038	<u>27.808</u>	1:48.674	198	1	30.001	31.331	18.597	28.165	1:48.094	194
2	24.313	<u>29.311</u>	19.003	28.272	1:40.899	258	2	23.354	28.770	18.584	27.477	1:38.185	258
3	24.130	29.595	<u>18.878</u>	27.998	<u>1:40.601</u>	255	3	23.521	<u>28.182</u>	<u>18.342</u>	<u>27.138</u>	<u>1:37.183</u>	251
4	<u>24.054</u>	29.521	18.895	28.215	1:40.685	254	4	23.422	28.270	18.497	27.581	1:37.770	253
5	24.216	29.716	19.235	28.418	1:41.585	250	5	23.465	29.035	18.467	27.497	1:38.464	247
6	24.451	30.063	19.088	28.307	1:41.909	250	6	23.498	28.365	18.433	27.297	1:37.593	249
7	24.340	29.934	19.290	28.479	1:42.043	248	7	23.498	28.332	18.466	27.506	1:37.802	247
8	24.785	30.303	19.514	28.397	1:42.999	245	8	<u>23.349</u>	28.251	18.459	27.348	1:37.407	247
9	24.795	30.149	19.468	28.366	1:42.778	246	9	23.382	28.219	18.473	27.299	1:37.373	248
10	24.502	29.951	19.106	28.579	1:42.138	249	10	23.632	28.204	18.687	28.108	1:38.631	247

  
 Chief Time Keeper - Scott Laing

  
 Clerk of Course - Tom Williams



Computime Race Timing Systems Pty Ltd © 1996  
 Licensed to Computime Race Timing Systems  
**COMPUTIME RACE TIMING SYSTEMS PTY LTD**  
**www.computime.com.au**

9 Timber Lane, Glen Waverley Vic 3150. Ph: 0418 17 13 17

E-mail: scott@computime.com.au





# SUPPORT CLASS RESULTS

## AUSTRALIAN SUPERSPORT CHAMPIONSHIP

### Race 3

Date: 25/02/18  
 Event: R15  
 Weather: Mostly sunny - Temp: 19.2C  
 Track: Dry - Temp: 33.5C

Started at: 17:19:21  
 Laps: 10  
 Starters: 19  
 Printed at: 17:41

### PROVISIONAL SPLIT TIMES

Lap	Split 1	Split 2	Split 3	Split 4	Lap Time	Spd	Lap	Split 1	Split 2	Split 3	Split 4	Lap Time	Spd
<b>25 Steve HASLAM (NSW) (DNF)</b>							6	24.918	29.604	19.384	28.392	1:42.298	243
1	33.197	30.685	<b>20.103</b>	<b>29.119</b>	1:53.104	190	7	24.961	29.853	19.371	28.452	1:42.637	240
2	<b>25.809</b>	<b>30.426</b>	20.186	29.527	<b>1:45.948</b>	229	8	24.843	29.618	19.338	29.089	1:42.888	242
3	25.911	39.204	20.427	29.433	1:54.975	226	9	24.927	<b>29.412</b>	19.266	<b>28.199</b>	1:41.804	241
4	25.856	31.289	20.496	29.551	1:47.192	227	10	24.682	29.636	19.192	28.470	1:41.980	239
<b>27 Nic LIMINTON (SA) (3rd)</b>							<b>46 Aidan HAYES (QLD) (9th)</b>						
1	30.558	29.051	18.991	27.951	1:46.551	191	1	30.811	29.388	18.912	27.855	1:46.966	191
2	24.089	28.775	18.548	<b>27.594</b>	1:39.006	253	2	24.058	29.517	18.896	<b>27.679</b>	1:40.150	253
3	23.549	28.669	18.670	27.667	1:38.555	245	3	<b>23.770</b>	28.988	18.859	28.019	<b>1:39.636</b>	255
4	23.528	28.798	18.684	27.618	1:38.628	251	4	24.117	29.436	18.869	27.943	1:40.365	252
5	23.425	28.819	18.507	27.631	1:38.382	247	5	23.834	29.260	19.111	28.025	1:40.230	258
6	23.723	28.852	18.393	27.713	1:38.681	252	6	23.979	28.949	18.939	27.972	1:39.839	248
7	23.425	28.621	18.401	27.671	1:38.118	243	7	24.053	29.222	18.845	28.025	1:40.145	247
8	<b>23.379</b>	28.758	<b>18.316</b>	27.646	1:38.099	243	8	24.092	29.651	18.990	27.791	1:40.524	247
9	23.486	28.945	18.430	27.607	1:38.468	243	9	24.334	<b>28.913</b>	<b>18.721</b>	27.966	1:39.934	236
10	23.437	<b>28.492</b>	18.346	27.775	<b>1:38.050</b>	242	10	24.071	29.052	18.891	28.025	1:40.039	244
<b>39 Scott NICHOLSON (VIC) (16th)</b>							<b>47 Giuseppe SCARCELLA (NSW) (7th)</b>						
1	31.120	29.833	18.939	28.128	1:48.020	195	1	30.897	29.376	18.847	27.763	1:46.883	193
2	24.222	28.962	18.893	28.247	1:40.324	245	2	23.917	29.003	18.723	27.762	1:39.405	248
3	24.368	29.084	18.911	27.838	1:40.201	247	3	23.933	28.667	18.778	<b>27.521</b>	1:38.899	247
4	24.462	29.068	<b>18.756</b>	<b>27.721</b>	<b>1:40.007</b>	241	4	23.766	<b>28.544</b>	<b>18.610</b>	27.715	<b>1:38.635</b>	248
5	24.328	<b>28.873</b>	19.150	28.015	1:40.366	241	5	<b>23.692</b>	28.914	18.658	27.736	1:39.000	246
6	<b>24.043</b>	29.175	19.300	28.340	1:40.858	243	6	23.755	28.643	18.655	27.662	1:38.715	252
7	24.545	29.467	19.296	28.679	1:41.987	237	7	23.754	28.573	18.812	27.636	1:38.775	244
8	25.195	30.538	19.754	1:02.549	2:18.036	233	8	24.050	28.932	18.888	27.857	1:39.727	245
9	32.781	30.696	19.789	29.959	1:53.225 P		9	23.938	28.808	18.948	27.842	1:39.536	241
10	25.876	31.179	20.305	30.601	1:47.961	221	10	23.959	28.870	19.313	28.423	1:40.565	242
<b>42 Jack PASSFIELD (NSW) (14th)</b>							<b>49 Brendan CLARKE (QLD) (DNF)</b>						
1	31.745	30.389	<b>19.140</b>	28.289	1:49.563	199	1	30.229	29.089	19.090	28.026	1:46.434	194
2	<b>24.640</b>	29.545	19.259	28.218	<b>1:41.662</b>	251	2	<b>24.245</b>	29.303	19.146	<b>27.868</b>	1:40.562	247
3	25.004	29.646	19.209	28.247	1:42.106	243	3	24.259	28.752	18.961	27.946	<b>1:39.918</b>	250
4	24.982	38.179	19.661	28.519	1:51.341	245	4	24.508	<b>28.742</b>	<b>18.930</b>	27.924	1:40.104	243
5	25.057	29.894	19.482	28.405	1:42.838	239							

*Scott Laing*  
 Chief Time Keeper - Scott Laing

*Tom Williams*  
 Clerk of Course - Tom Williams



Computime Race Timing Systems Pty Ltd © 1996  
 Licensed to Computime Race Timing Systems  
**COMPUTIME RACE TIMING SYSTEMS PTY LTD**  
**www.computime.com.au**

9 Timber Lane, Glen Waverley Vic 3150. Ph: 0418 17 13 17

E-mail: scott@computime.com.au





# SUPPORT CLASS RESULTS

## AUSTRALIAN SUPERSPORT CHAMPIONSHIP

### Race 3

Date: 25/02/18  
 Event: R15  
 Weather: Mostly sunny - Temp: 19.2C  
 Track: Dry - Temp: 33.5C

Started at: 17:19:21  
 Laps: 10  
 Starters: 19  
 Printed at: 17:41

### PROVISIONAL SPLIT TIMES

Lap	Split 1	Split 2	Split 3	Split 4	Lap Time	Spd	Lap	Split 1	Split 2	Split 3	Split 4	Lap Time	Spd
<b>52 Ryan TAYLOR (VIC) (10th)</b>							<b>86 Dallas SKEER (SA) (11th)</b>						
1	31.557	29.985	19.038	28.155	1:48.735	203	1	30.775	29.867	<b>19.004</b>	28.186	1:47.832	201
2	24.340	29.497	18.831	<b>27.598</b>	1:40.266	254	2	24.677	29.313	19.221	<b>27.846</b>	<b>1:41.057</b>	251
3	24.075	29.040	18.873	27.704	1:39.692	257	3	24.703	<b>29.182</b>	19.138	28.233	1:41.256	254
4	24.112	28.979	<b>18.713</b>	27.997	1:39.801	248	4	<b>24.424</b>	29.505	19.225	28.213	1:41.367	251
5	24.069	29.029	19.020	27.969	1:40.087	246	5	24.425	29.514	19.494	28.440	1:41.873	249
6	23.888	<b>28.657</b>	18.911	27.789	<b>1:39.245</b>	247	6	24.629	29.333	19.394	28.272	1:41.628	248
7	<b>23.859</b>	29.070	19.034	27.628	1:39.591	246	7	24.442	29.495	19.487	28.351	1:41.775	247
8	24.190	29.331	18.931	27.960	1:40.412	248	8	24.733	29.513	19.526	28.598	1:42.370	248
9	24.515	29.216	19.011	28.092	1:40.834	238	9	24.677	29.515	19.515	28.814	1:42.521	244
10	24.049	28.759	18.964	28.233	1:40.005	243	10	24.782	29.414	19.366	28.514	1:42.076	241
<b>61 Rhys BELLING (VIC) (8th)</b>							<b>96 Luke MITCHELL (NSW) (13th)</b>						
1	31.184	29.519	19.022	28.249	1:47.974	199	1	32.546	30.834	19.878	28.746	1:52.004	203
2	<b>23.837</b>	28.922	18.864	28.654	1:40.277	254	2	24.880	29.683	19.562	28.500	1:42.625	247
3	23.976	28.643	<b>18.691</b>	<b>27.703</b>	<b>1:39.013</b>	251	3	24.840	29.523	19.392	<b>28.494</b>	1:42.249	245
4	23.894	<b>28.461</b>	18.855	27.861	1:39.071	254	4	24.781	<b>29.366</b>	19.410	28.676	<b>1:42.233</b>	248
5	23.934	28.677	19.048	27.967	1:39.626	245	5	24.905	29.690	19.606	28.622	1:42.823	244
6	23.972	28.711	19.046	28.117	1:39.846	244	6	24.930	29.405	<b>19.343</b>	28.640	1:42.318	244
7	24.259	29.021	18.900	28.031	1:40.211	242	7	<b>24.761</b>	29.600	19.560	28.835	1:42.756	242
8	24.206	29.065	18.802	28.006	1:40.079	241	8	25.103	29.897	19.626	28.963	1:43.589	241
9	24.076	29.001	18.971	27.896	1:39.944	240	9	24.978	29.685	19.714	29.020	1:43.397	239
10	24.196	28.957	18.906	27.940	1:39.999	239	10	24.957	30.044	19.578	28.936	1:43.515	242
<b>84 Thomas BRYDEN (NSW) (15th)</b>							<b>371 Scott CHAPMAN (NSW) (17th)</b>						
1	32.670	30.364	19.429	<b>28.712</b>	1:51.175	199	1	34.969	<b>33.152</b>	<b>21.556</b>	31.735	2:01.412	194
2	<b>24.613</b>	<b>29.302</b>	19.439	28.731	<b>1:42.085</b>	244	2	27.906	33.314	21.800	32.064	1:55.084	225
3	24.654	29.492	<b>19.380</b>	28.901	1:42.427	241	3	28.764	33.607	21.698	32.036	1:56.105	208
4	24.693	29.353	19.775	29.037	1:42.858	244	4	28.064	33.250	21.582	31.752	<b>1:54.648</b>	220
5	24.858	29.710	19.447	29.340	1:43.355	238	5	28.068	33.936	22.037	31.722	1:55.763	218
6	25.154	29.893	19.632	28.968	1:43.647	236	6	<b>27.807</b>	33.554	21.682	32.407	1:55.450	223
7	24.806	29.782	19.959	29.344	1:43.891	239	7	27.852	33.945	22.084	32.524	1:56.405	219
8	25.684	30.979	19.998	29.282	1:45.943	238	8	28.194	33.674	21.663	<b>31.639</b>	1:55.170	220
9	25.401	29.921	19.894	29.602	1:44.818	237	9	28.091	35.154	21.599	31.765	1:56.609	217
10	25.515	30.398	20.144	30.127	1:46.184	233							

The results are provisional until the end of the time limit for protests and appeals.

  
 Chief Time Keeper - Scott Laing


  
 Clerk of Course - Tom Williams



Computime Race Timing Systems Pty Ltd © 1996  
 Licensed to Computime Race Timing Systems  
**COMPUTIME RACE TIMING SYSTEMS PTY LTD**  
**www.computime.com.au**

9 Timber Lane, Glen Waverley Vic 3150. Ph: 0418 17 13 17

E-mail: scott@computime.com.au





**SUPPORT CLASS RESULTS**  
**AUSTRALIAN SUPERSPORT CHAMPIONSHIP**

**Race 3**

Date: 25/02/18  
 Event: R15  
 Weather: Mostly sunny - Temp: 19.2C  
 Track: Dry - Temp: 33.5C

Started at: 17:19:21  
 Laps: 10  
 Starters: 19  
 Printed at: 17:41

**PROVISIONAL FASTEST LAPS SEQUENCE**

Lap	Race Pos	No	Name	Machine	Fastest Lap	On Lap
1	1	7	Tom TOPARIS (QLD)	Kawasaki ZX6R	1:42.435	1
2	1	7	Tom TOPARIS (QLD)	Kawasaki ZX6R	1:37.315	2
3	3	23	Cru HALLIDAY (NSW)	Yamaha YZF-R6	1:37.183	3

The results are provisional until the end of the time limit for protests and appeals.

*Scott Laing*  
 Chief Time Keeper - Scott Laing

*Tom Williams*  
 Clerk of Course - Tom Williams



Computime Race Timing Systems Pty Ltd © 1996  
 Licensed to Computime Race Timing Systems  
**COMPUTIME RACE TIMING SYSTEMS PTY LTD**  
**www.computime.com.au**

9 Timber Lane, Glen Waverley Vic 3150. Ph: 0418 17 13 17

E-mail: scott@computime.com.au





# SUPPORT CLASS RESULTS

## AUSTRALIAN SUPERSPORT CHAMPIONSHIP

Date: 25/02/18  
 Event: R15  
 Weather: Mostly sunny - Temp: 19.2C  
 Track: Dry - Temp: 33.5C

### Race 3

Started at: 17:19:21  
 Laps: 10  
 Starters: 19  
 Printed at: 17:41

### PROVISIONAL LAP SHEET

No	Lap Time	Gap	No	Lap Time	Gap	No	Lap Time	Gap	No	Lap Time	Gap	No	Lap Time	Gap						
<b>Lap 1</b>			<b>Lap 3</b>			<b>Lap 5</b>			<b>Lap 7</b>			<b>Lap 9</b>								
7	1:42.435		7	1:37.788		7	1:37.730		7	1:38.187		7	1:37.864		7	1:37.579		7	1:37.864	
12	1:45.512	3.077	20	1:38.754	5.802	23	1:38.464	6.783	23	1:37.593	6.128	23	1:37.373		23	1:37.593	6.128	23	1:37.373	
20	1:46.109	3.674	23	1:37.183	5.924	12	1:39.067	7.982	27	1:38.681	8.642	20	1:38.477	4.836	27	1:38.681	8.642	20	1:38.477	4.836
49	1:46.434	3.999	12	1:39.038	5.993	27	1:38.382	8.209	12	1:39.335	9.069	27	1:39.006	5.807	12	1:39.335	9.069	27	1:39.006	5.807
27	1:46.551	4.116	27	1:38.555	6.574	20	1:38.588	8.441	20	1:38.915	9.108	23	1:38.185	6.529	20	1:38.915	9.108	23	1:38.185	6.529
47	1:46.883	4.448	47	1:38.899	7.649	22	1:38.081	9.865	22	1:37.595	9.212	47	1:39.405	6.538	22	1:37.595	9.212	47	1:39.405	6.538
46	1:46.966	4.531	22	1:38.515	9.140	47	1:39.000	9.909	47	1:38.715	10.376	49	1:40.562	7.246	47	1:38.715	10.376	49	1:40.562	7.246
86	1:47.832	5.397	46	1:39.636	9.214	61	1:39.626	13.048	61	1:39.846	14.646	46	1:40.150	7.366	61	1:39.846	14.646	46	1:40.150	7.366
61	1:47.974	5.539	49	1:39.918	9.376	46	1:40.230	14.434	46	1:39.839	16.025	22	1:40.154	8.413	46	1:39.839	16.025	22	1:40.154	8.413
22	1:48.009	5.574	61	1:39.013	9.726	52	1:40.087	15.668	52	1:39.245	16.665	61	1:40.277	8.501	52	1:39.245	16.665	61	1:40.277	8.501
39	1:48.020	5.585	39	1:40.201	11.007	39	1:40.366	16.005	39	1:41.628	23.852	39	1:40.324	8.594	39	1:41.628	23.852	39	1:40.324	8.594
23	1:48.094	5.659	52	1:39.692	11.155	14	1:41.585	19.531	86	1:42.318	33.091	86	1:41.057	9.139	86	1:42.318	33.091	86	1:41.057	9.139
14	1:48.674	6.239	86	1:41.256	12.607	86	1:41.873	20.472	84	1:43.647	34.386	52	1:40.266	9.251	84	1:43.647	34.386	52	1:40.266	9.251
52	1:48.735	6.300	14	1:40.601	12.636	84	1:43.355	28.987	42	1:42.298	38.647	14	1:40.899	9.823	42	1:42.298	38.647	14	1:40.899	9.823
42	1:49.563	7.128	42	1:42.106	15.793	96	1:42.823	29.021	7	1:38.248		42	1:41.662	11.475	7	1:38.248		42	1:41.662	11.475
84	1:51.175	8.740	84	1:42.427	18.149	42	1:42.838	34.597	23	1:37.593	6.128	84	1:42.085	13.510	23	1:37.593	6.128	84	1:42.085	13.510
96	1:52.004	9.569	96	1:42.249	19.340	371	1:55.763	1:30.099	47	1:38.579		96	1:42.625	14.879	47	1:38.579		96	1:42.625	14.879
25	1:53.104	10.669	25	1:54.975	36.489				23	1:37.802	5.351	25	1:45.948	19.302	23	1:37.802	5.351	25	1:45.948	19.302
371	2:01.412	18.977	371	1:56.105	55.063				27	1:38.118	8.181	371	1:55.084	36.746	27	1:38.118	8.181	371	1:55.084	36.746
<b>Lap 2</b>			<b>Lap 4</b>			<b>Lap 6</b>			<b>Lap 8</b>			<b>Lap 10</b>								
7	1:37.315		7	1:37.645		7	1:38.248		7	1:38.187		7	1:38.044		7	1:38.044				
12	1:38.981	4.743	23	1:37.770	6.049	23	1:37.593	6.128	23	1:37.407	4.571	23	1:38.631	4.667	23	1:38.631	4.667			
20	1:38.477	4.836	12	1:38.297	6.645	27	1:38.681	8.642	27	1:38.099	8.093	27	1:38.050	8.703	27	1:38.050	8.703			
27	1:39.006	5.807	27	1:38.628	7.557	12	1:39.335	9.069	27	1:38.099	8.093	22	1:38.299	9.646	22	1:38.299	9.646			
23	1:38.185	6.529	20	1:39.426	7.583	20	1:38.915	9.108	27	1:38.099	8.093	12	1:37.633	9.818	12	1:37.633	9.818			
47	1:39.405	6.538	47	1:38.635	8.639	22	1:37.595	9.212	22	1:38.427	8.596	20	1:38.126	10.074	20	1:38.126	10.074			
49	1:40.562	7.246	47	1:38.635	8.639	47	1:38.715	10.376	22	1:38.427	8.596	47	1:40.565	16.305	47	1:40.565	16.305			
46	1:40.150	7.366	22	1:38.019	9.514	61	1:39.846	14.646	20	1:38.494	9.198	61	1:39.999	22.205	61	1:39.999	22.205			
22	1:40.154	8.413	61	1:39.071	11.152	46	1:39.839	16.025	12	1:38.474	9.591	46	1:40.039	23.993	46	1:40.039	23.993			
61	1:40.277	8.501	49	1:40.104	11.835	52	1:39.245	16.665	47	1:39.727	12.112	52	1:40.005	24.833	52	1:40.005	24.833			
39	1:40.324	8.594	46	1:40.365	11.934	39	1:40.858	18.615	61	1:40.079	18.170	86	1:42.076	39.920	86	1:42.076	39.920			
86	1:41.057	9.139	52	1:39.801	13.311	14	1:41.909	23.192	52	1:40.412	19.902	14	1:42.138	40.476	14	1:42.138	40.476			
52	1:40.266	9.251	39	1:40.007	13.369	86	1:41.628	23.852	46	1:40.524	19.928	96	1:43.515	53.674	96	1:43.515	53.674			
14	1:40.899	9.823	14	1:40.685	15.676	96	1:42.318	33.091	86	1:40.524	19.928	42	1:41.980	55.282	42	1:41.980	55.282			
42	1:41.662	11.475	86	1:41.367	16.329	84	1:43.647	34.386	371	1:56.405	1 lap	84	1:41.980	55.282	84	1:41.980	55.282			
84	1:42.085	13.510	84	1:42.858	23.362	42	1:42.298	38.647	86	1:42.370	31.231	84	1:46.184	1:02.548	84	1:46.184	1:02.548			
96	1:42.625	14.879	96	1:42.233	23.928	7	1:38.248		14	1:42.999	31.468	371	1:56.609	1 lap	371	1:56.609	1 lap			
25	1:45.948	19.302	42	1:51.341	29.489	47	1:38.579		96	1:43.589	42.670	39	1:47.961	1:27.150	39	1:47.961	1:27.150			
371	1:55.084	36.746	25	1:47.192	46.036	23	1:37.802	5.351	42	1:42.888	47.406									
			371	1:54.648	1:12.066	27	1:38.118	8.181	84	1:45.943	47.454									
									39	2:18.036	1:01.872									
									<b>Lap 9</b>											
									7	1:37.864										
									23	1:37.373	4.080									
									27	1:38.468	8.697									
									22	1:38.659	9.391									
									20	1:38.658	9.992									
									12	1:38.502	10.229									
									47	1:39.536	13.784									

The results are provisional until the end of the time limit for protests and appeals.

*Scott Laing*  
 Chief Time Keeper - Scott Laing


*Tom Williams*  
 Clerk of Course - Tom Williams



Computime Race Timing Systems Pty Ltd © 1996  
 Licensed to Computime Race Timing Systems  
**COMPUTIME RACE TIMING SYSTEMS PTY LTD**  
**www.computime.com.au**

9 Timber Lane, Glen Waverley Vic 3150. Ph: 0418 17 13 17

E-mail: scott@computime.com.au





# SUPPORT CLASS RESULTS

## AUSTRALIAN SUPERSPORT CHAMPIONSHIP

### Race 3

Date: 25/02/18  
Event: R15  
Weather: Mostly sunny - Temp: 19.2C  
Track: Dry - Temp: 33.5C

Started at: 17:19:21  
Laps: 10  
Starters: 19  
Printed at: 17:41

### PROVISIONAL LAP CHART

Grid	1	2	3	4	5	6	7	8	9	10
12	7	7	7	7	7	7	7	7	7	7
23	12	12	20	23	23	23	23	23	23	23
49	20	20	23	12	12	27	27	27	27	27
47	49	27	12	27	27	12	22	22	22	22
7	27	23	27	20	20	20	20	20	20	12
20	47	47	47	47	22	22	12	12	12	20
27	46	49	22	22	47	47	47	47	47	47
46	86	46	46	61	61	61	61	61	61	61
851	61	22	49	49	46	46	46	52	46	46
14	22	61	61	46	52	52	52	46	52	52
39	39	39	39	52	39	39	39	86	86	86
41	23	86	52	39	14	14	14	14	14	14
86	14	52	86	14	86	86	86	96	96	96
61	52	14	14	86	84	96	96	42	42	42
84	42	42	42	84	96	84	84	84	84	84
96	84	84	84	96	42	42	42	39	39	39
22	96	96	96	42	371	371	371	371	371	
52	25	25	25	25						
42	371	371	371	371						
371										

The results are provisional until the end of the time limit for protests and appeals.

Chief Time Keeper - Scott Laing

Clerk of Course - Tom Williams




Computime Race Timing Systems Pty Ltd © 1996  
Licensed to Computime Race Timing Systems

## COMPUTIME RACE TIMING SYSTEMS PTY LTD

[www.computime.com.au](http://www.computime.com.au)

9 Timber Lane, Glen Waverley Vic 3150. Ph: 0418 17 13 17

E-mail: [scott@computime.com.au](mailto:scott@computime.com.au)







**SUPPORT CLASS RESULTS**  
**AUSTRALIAN SUPERSPORT CHAMPIONSHIP**  
**PROVISIONAL ROUND POINTS**

**AUSTRALIAN SUPERSPORT CHAMPIONSHIP - ROUND 1**

Pos	Name	Pole	Race 1	Race 2	Race 3	Total
1	Tom TOPARIS (QLD)	0	25	25	25	75
2	Cru HALLIDAY (NSW)	0	20	20	20	60
3	Broc PEARSON (QLD)	1	16	17	16	50
4	Damon REES (NZ)	0	13	16	15	44
5	Zackary JOHNSON (VIC)	0	10	15	17	42
6	Rhys BELLING (VIC)	0	11	14	13	38
7	Nic LIMINTON (SA)	0	0	18	18	36
8	Aidan HAYES (QLD)	0	12	8	12	32
9	Giuseppe SCARCELLA (NSW)	0	17	0	14	31
10	Scott NICHOLSON (VIC)	0	14	12	5	31
11	Dallas SKEER (SA)	0	8	11	10	29
12	Brendan CLARKE (QLD)	0	15	13	0	28
13	Luke MITCHELL (NSW)	0	7	10	8	25
14	Matt BARTON (VIC)	0	6	9	9	24
15	Thomas BRYDEN (NSW)	0	5	7	6	18
16	Max CROKER (NSW)	0	18	0	0	18
17	Jack PASSFIELD (NSW)	0	9	0	7	16
18	Ryan TAYLOR (VIC)	0	4	0	11	15
19	Scott CHAPMAN (NSW)	0	0	6	4	10
20	Steve HASLAM (NSW)	0	3	0	0	3

*Scott Laing*  
 Chief Time Keeper - Scott Laing

*Tom Williams*  
 Clerk of Course - Tom Williams



Computime Race Timing Systems Pty Ltd © 1996  
 Licensed to Computime Race Timing Systems  
**COMPUTIME RACE TIMING SYSTEMS PTY LTD**  
**www.computime.com.au**

9 Timber Lane, Glen Waverley Vic 3150. Ph: 0418 17 13 17

E-mail: scott@computime.com.au

